
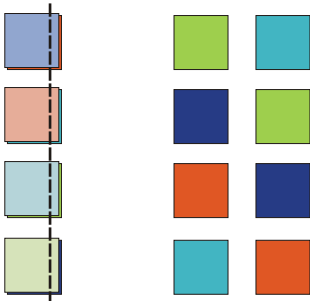


Method for keeping patches (& blocks) in order while sewing them together.

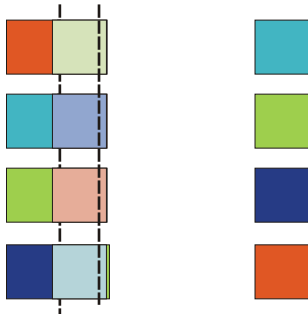
Copyright 2006 Marjorie Rhine ; Quilt Design NW; www.QuiltDesignNW.com



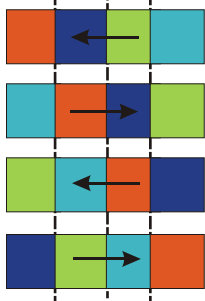
Arrange the patches or blocks as desired.



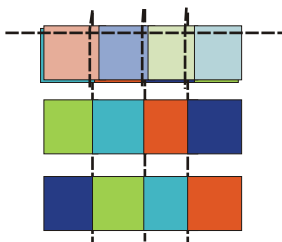
Place 2nd from left column patches on farthest left column patches, right sides together. Chain sew being careful to leave at least 3/4" thread between sewn patches. **DO NOT CUT THREAD BETWEEN PATCHES.**



Without pressing, continue in same manner from left to right.



After patches are all sewn into rows, press seams for rows, odd number rows one direction and even number rows the opposite direction (for opposing seams when sewing rows together). **DO NOT CUT THREAD BETWEEN PATCHES.**



Sew rows together and press seams one direction.